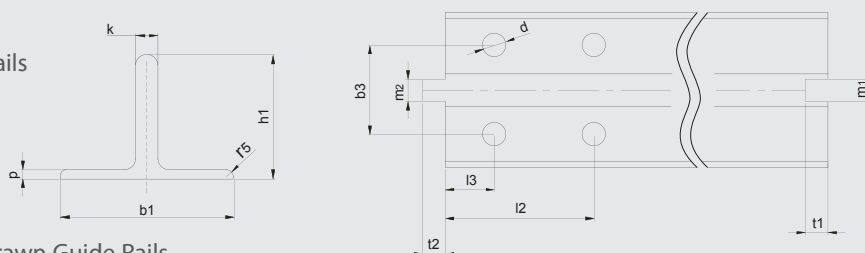


产品参数

The Product Parameters

冷拔导轨视图

Drawing Of Cold Drawn Guide Rails



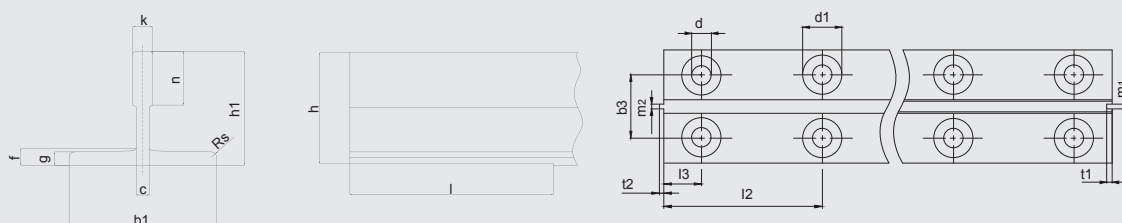
冷拔导轨型号参数

Model And Parameter Of Cold Drawn Guide Rails

技术参数	b1	h1	k	p	rs	m1	m2	t1	t2	l2	l3	b3	d
型号	公差Tolerance												
	±0.5	±0.2	±0.15	±0.5		0 +0.06	-0.06 0	±0.1	±0.1	±0.2	±0.2	±0.3	
T45/A	45	45	5	5	1	2	1.95	2.5	2	65	15	25	9
T50/A	50	50	5	5	1	2	1.95	2.5	2	75	25	30	9
T70-1/A	±1.5	±0.1	0 +0.1			0 +0.06	-0.06 0	±0.1	±0.1	±0.2	±0.2	±0.2	
	70	65	9		1.5	3	2.95	3.5	3	105	25	42	13

机加工导轨视图

Drawing Of Machined Guide Rails



机加工导轨型号参数

Model And Parameter Of Machined Guide Rails

技术参数	b1	h1	h	k	n	c	g	f	rs	m1	m2	t1	t2	l	l2	l3	b3	d	d1
型号	公差Tolerance																		
	±1.5	±0.75	±0.1	0 ±0.1	0 +3		±0.75			0 +0.06	-0.06 0	±0.1	±0.1	0 3	±0.2	±0.2	±0.2		
T70-1/B	70	65	64	9	34	6	6	8	1.5	3	2.97	3.5	3	128	105	25	42	13	26
T75-3/B	75	62	61	10	30	8	7	8	3	3	2.97	3.5	3	123	90	30	43	13	26
T78/B	78	56	55	10	25	8	7	9	3	3	2.97	3.5	3	123	90	30	43	13	26
T82/B	82.5	68.25	66.6	9	25.4	7.5	6	8.25	3	3	2.97	3.5	3	111	81	27	50.8	13	26
T89/B	89	62	61	16	33.4	10	7.9	11.1	3	6.4	6.37	7.14	6.35	156	114.3	38.1	57.2	13	26
T90/B	90	75	74	16	42	10	8	10	4	6.4	6.37	7.14	6.35	156	114.3	38.1	57.2	13	26
T114/B	114	89	88	16	38	10	8	12	4	6.4	6.37	7.14	6.35	156	114.3	38.1	74	17	33
T127-1/B	127	89	88	16	44.5	10	8	11.1	4	6.4	6.37	7.14	6.35	156	114.3	38.1	79.4	17	33
T127-2/B	127	89	88	16	50.8	10	12.7	15.9	5	6.4	6.37	7.14	6.35	156	114.3	38.1	79.4	17	33
T140-1/B	140	108	107	19	50.8	12.7	12.7	15.9	5	6.4	6.37	7.14	6.35	193	152.4	31.8	92.1	21	40
T140-2/B	140	102	101	28.6	50.8	17.5	14.5	17.5	5	6.4	6.37	7.14	6.35	193	152.4	31.8	92.1	21	40
T140-3/B	140	127	126	31.75	57	19	17.5	25.4	5	6.4	6.37	7.14	6.35	193	152.4	31.8	92.1	21	40

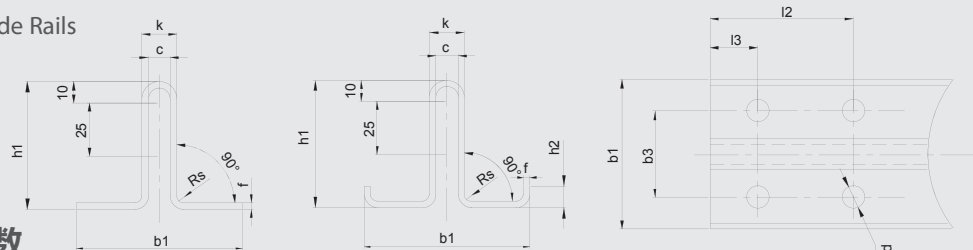
机加工导轨技术参数

Technical And Mechanical Characteristics

型号	技术参数								
	s	q1	e	lxx	wxx	ixx	lyy	wyy	iyy
	cm ²	kg/m	cm	cm ⁴	cm ³	cm	cm ⁴	cm ³	cm
T70-1/B	9.51	7.47	2.04	41.3	9.24	2.09	18.65	5.35	1.4
T75-3/B	10.99	8.63	1.86	40.35	9.29	1.92	26.49	7.06	1.55
T78/B	9.99	7.85	1.63	27.25	6.86	1.65	27.26	6.99	1.65
T82/B	10.99	8.55	1.98	49.4	10.2	2.13	30.5	7.4	1.67
T89/B	15.7	12.3	2.09	59.7	14.5	1.98	53	11.9	1.84
T90/B	17.2	13.5	2.65	102.2	20.9	2.5	52	11.9	1.76
T114/B	20.8	16.4	2.87	179	29.7	2.93	108	19.1	2.28
T127-1/B	22.6	17.8	2.75	187	30.4	2.91	151.5	24	2.65
T127-2/B	28.9	22.7	2.46	200	31	2.68	235	36.8	2.86
T140-1/B	35.1	27.6	3.24	404	53.4	3.4	312	44.7	2.98
T140-2/B	42.9	33.6	3.52	463.2	68.7	3.3	357	51.2	2.89
T140-3/B	57.3	45	4.42	947	114.3	4.1	467	66.9	2.86

空心导轨视图

Drawing Of Hollow Guide Rails



空心导轨型号参数

Model And Parameter Of Hollow Guide Rails

型号	技术参数										
	b1	h1	h2	k	c	f	rs	l2	l3	b3	d
	公差Tolerance										
	±1	-5 / 0	±1	±0.4		±0.2		±0.5	±0.3	±0.5	
TK3	75	55		10		2	3	90	30	43	10
TK5	87	60		16.4	1.8	3	3	150	50	53	12
TK3A	78	60	10	16.4	1.8	2	3	75	25	45	12
TK5A	78	60	10	16.4	1.8	3	3	75	25	45	12

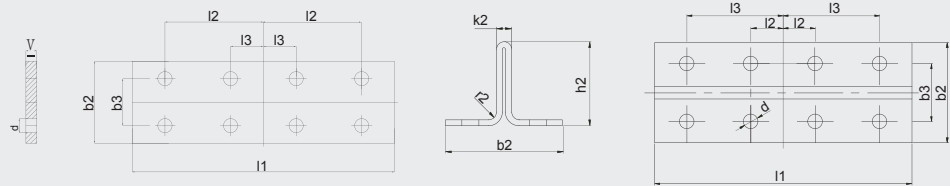
冷拔导轨和空心导轨技术特性、压导板

Technical Detail And Clip For Cold Drawn And Hollow Guide Rails

型号	技术参数								
	s	q1	e	lxx	wxx	ixx	lyy	wyy	iyy
	cm ²	kg/m	cm	cm ⁴	cm ³	cm	cm ⁴	cm ³	cm
T45/A	4.25	3.34	1.31	8.08	2.53	1.38	3.84	1.71	0.95
T50/A	4.75	3.73	1.43	11.24	3.15	1.54	5.25	2.1	1.05
T70-1/A	9.51	7.47	2.04	41.3	9.24	2.09	18.65	5.35	1.4
TK3	3.81	2.99	2.17	19.76	5.16	2.21	12.2	2.8	1.73
TK5	5.86	4.6	2.15	26.9	6.99	2.08	18.61	4.28	1.73
TK3A	4.36	3.4	2.18	18.09	4.74	2.04	13.62	3.49	1.77
TK5A	6.17	4.85	2.14	24.33	6.3	1.99	18.78	4.82	1.74

连接板视图

Drawing Of Fishplate



连接板型号参数

Model And Parameter Of Fishplate

型号	技术参数	d	k2	b2	b3	l1	l2	l3	v	h3
		公差Tolerance								
					±0.2	±1.5	±0.2	±0.2	0 +2	±0.05
T45/A		9		50	25	160	65	15	8	
T50/A		9		50	30	200	75	25	8	
T70-1/A		13		70	42	250	105	25	10	
T70-1/B		13		70	42	250	105	25	10	
T75-3/B		13		75	43	240	90	30	10	
T78/B		13		75	43	240	90	30	10	
T82/B		13		80	50.8	216	81	27	10	
T89/B		13		90	57.2	280	114.3	38.1	13	
T90/B		13		90	57.2	280	114.3	38.1	13	
T114/B		17		115	74	300	114.3	38.1	18	
T127-1/B		17		130	79.4	305	114.3	38.1	18	
T127-2/B		17		130	79.4	300	114.3	38.1	18	
T140-1/B		21		140	92.1	380	152.4	31.8	28	
T140-2/B		21		140	92.1	380	152.4	31.8	28	
T140-3/B		21		140	92.1	380	152.4	31.8	38	
TK3		10	5	72	43	220	90	30	2.5	34
TK5		12	10	87	53	350	150	50	4	56
TK3A		12	10	78	45	200	75	25	4	56
TK5A		12	10	78	45	200	75	25	4	56

	粗糙度 Roughness		直线度 Straightness	扭曲度 Twist	垂直度 Perpendicularity		平行度 Parallelism	对称度 Centering	化学成分 Chemical Composition	机械特性 Mechanical Characteristics
	Long	Trasv	B/A	γ	α	β	ρ	C-D	Mn% Max 1.50 P% Max 0.045 S% Max 0.045	Breaking Point Elongation > 24%
冷拔导轨 Cold Drawn	1.6-6.3		0.0016	50'/mt	10'	15'	0.2	+/-0.10		
机加工导轨 Machined	≤1.6	1.6-6.3	0.0010	30'/mt	5'	15'	0.2	+/-0.10		